

## Format of holding of specified securities

Annexure - I

TARINI ENTERPRISES LIMITED

31/12/2021

1. Name of Listed Entity:
2. Scrip Code/Name of Scrip/Class of Security
3. Share Holding Pattern Filed under: Reg. 31(1)(a)/Reg. 31(1)(b)/Reg.31(1)(c)
  - a. If under 31(1)(b) then indicate the report for Quarter ending
  - b. If under 31(1)(c) then indicate date of allotment/extinguishment
4. **Declaration:** The Listed entity is required to submit the following declaration to the extent of submission of information:-

Particulars	Yes*	No*
1. Whether the Listed Entity has issued any partly paid up shares?	Yes*	No*
2. Whether the Listed Entity has issued any Convertible Securities or Warrants?		No
3. Whether the Listed Entity has any shares against which depository receipts are issued?		No
4. Whether the Listed Entity has any shares in locked-in?		No
5. Whether any shares held by promoters are pledge or otherwise encumbered?		No

*\* If the Listed Entity selects the option 'No' for the questions above, the columns for the partly paid up shares, Outstanding Convertible Securities/Warrants, depository receipts, locked-in shares, No of shares pledged or otherwise encumbered by promoters, as applicable, shall not be displayed at the time of dissemination on the Stock Exchange website. Also wherever there is 'No' declared by Listed Entity in above table the values will be considered as 'Zero' by default on submission of the format of holding of specified securities.*

5. The tabular format for disclosure of holding of specified securities is as follows:-





Table I - Summary Statement holding of specified securities

Category	Category of shareholder	Nos. of share holders	No. of fully paid up equity shares held	No. of Partly paid-up equity shares held	No. of shares underlying Depository Receipts	Total nos. shares held	Shareholding as a % of total no. of shares (calculated as per SCRR, 1957) As a % of (A+B+C2)	Number of Voting Rights held in each class of securities				No. of Shares Underlying Outstanding convertible securities (including Warrants)
								No of Voting Rights			Total as a % of (A+B+C)	
								Class:Equity	Class:gy	Total		
(I)	(II)	(III)	(IV)	(V)	(VI)	(VII)=(IV)+(V)+(VI)	(VIII)	(IX)			(X)	
(A)	Promoter & Promoter Group	35	1476185	0		1476185	43.77	1476185		1476185.00	43.77	0
(B)	Public	496	1896790	0		1896790	56.23	1896790		1896790.00	56.23	0
(C)	Non Promoter- Non Public					0						
(C1)	Shares underlying DRs	0			0	0		0		0	0.00	
(C2)	Shares held by Employee Trusts	0	00	0		0	0.00	00		0	0.00	0
	Total	531	3372975	0	0	3372975	100.00	3372975	0.00	3372975.00	100.00	0




Shareholding , as a % assuming full conversion of convertible securities ( as a percentage of diluted share capital)  As a % of (A+B+C2)	Number of Locked in shares		Number of Shares pledged or otherwise encumbered		Number of equity shares held in dematerialized form
	No. (a)	As a % of total Shares held (b)	No. (a)	As a % of total Shares held (b)	
(XI)= (VII)+(X)	(XII)		(XIII)		(XIV)
43.77	0		0		963385
56.23	0		0		1418340
	0		0		0
0.00	0		0		0
100.00	0	0.00	0	0.00	2381725




Table II - Statement showing shareholding pattern of the Promoter and Promoter G

	Category & Name of the Shareholders	Entity type i.e. promoter OR promoter group entity (except promoter)	PAN	No. of shareholder	No. of fully paid up equity shares held	Partly paid-up equity shares held	Nos. of shares underlying Depository Receipts	Total nos. shares held	Shareholding % calculated as per SCRR, 1957 As a % of (A+B+C2)	Number of Shares	
										Class X	Class Y
	(I)		(II)	(III)	(IV)	(V)	(VI)	(VII)=(IV)+(V)+(VI)	(VIII)	(I)	
1	Indian										
(a)	Individual/Hindu Undivided Family			35	1476185	0	0	1476185	43.77	1476185	0
	RAJ KUMAR BARDIA		AEBPB9160K		277000	0		277000	8.21	277000	
	ABHAY CHAND BARDIA		AEHPB1384F		109695	0		109695	3.25	109695	
	SARLA BARDIA		AALPB4828N		101010	0		101010	2.99	101010	
	ABHISHEK BARDIA		ALKPB4958P		90000	0		90000	2.67	90000	
	RAVI PRAKASH BARDIA		AEHPB5965L		85680	0		85680	2.54	85680	
	SAMPAT BARDIA		AALPB0492L		69600	0		69600	2.06	69600	
	NIRMALA DEVI BARDIA		ADHPB5056D		56850	0		56850	1.69	56850	
	ROHIT BARDIA		APFPB3575F		52500	0		52500	1.56	52500	
	SUKHLAL BARDIA		AGWPB0284D		52200	0		52200	1.55	52200	
	TARUN GOEL				45150	0		45150	1.34	45150	
	RUPESH BOTHRA		AMYPB8788D		45000	0		45000	1.33	45000	
	SHANTI BOTHRA				45000	0		45000	1.33	45000	
	RITESH KUMAR PATAWARI				40275	0		40275	1.19	40275	
	RITIKA BARDIA				39600	0		39600	1.17	39600	
	ALKA NIGAM				35000	0		35000	1.04	35000	
	INDU PATAWARI				34500	0		34500	1.02	34500	
	PRAKASH CHAND PATAWARI				34500	0		34500	1.02	34500	
	AVANTIKA BARDIA				25875	0		25875	0.77	25875	
	SWATI BOTHRA		AKAPB6007G		22500	0		22500	0.67	22500	
	BULBUL BOTHRA		AEZPB2366P		22500	0		22500	0.67	22500	
	JUGRAJ BOTHRA		ACUPB3725F		22500	0		22500	0.67	22500	
	BHANWARI DEVI BARMECHA		AAEPB4112E		22500	0		22500	0.67	22500	
	CASSY PATAWARI				22500	0		22500	0.67	22500	
	ASHISH NIGAM		AKSPN0530C		21000	0		21000	0.62	21000	



	SHANTI DEVI BARDIA				17000	0		17000	0.50	17000	
	GUNJAN GUPTA				12000	0		12000	0.36	12000	
	CHANDMAL SURANA JAIN			AAEPJ3212H	11250	0		11250	0.33	11250	
	DEEPAK JAIN			AACHD3373H	11250	0		11250	0.33	11250	
	SURANA CHAND MAL HUF			AAAHC1740H	11250	0		11250	0.33	11250	
	KANIKA SHARMA			BOTPS2014C	7500	0		7500	0.22	7500	
	KUMUD SHARMA			AYXPS8001Q	7500	0		7500	0.22	7500	
	HARI MOHAN SHARMA			AARPS6592G	7500	0		7500	0.22	7500	
	NIDHI JAIN			AAJPJ0315J	7500	0		7500	0.22	7500	
	PRADEEP KUMAR GUPTA KARTA OF				7500	0		7500	0.22	7500	
	TEJ KARAN BOTHRA				3000	0		3000	0.09	3000	
	(b) Central Government/State Government(s)				0	0	0	0	0.00	0	0
	(c) Financial Institutions/Banks				0	0	0	0	0.00	0	0
	(d) Any Other (Specify)				0	0	0	0	0.00	0	0
	Sub Total (A)(1)				35	1476185	0	1476185	43.77	1476185	0
2	Foreign							0	0.00		
	(a) Individual/Non Resident Individual/Foreign Individual				0	0	0	0	0.00	0	0
	(b) Government				0	0	0	0	0.00	0	0
	(c) Institutions				0	0	0	0	0.00	0	0
	(d) Foreign Portfolio Investor				0	0	0	0	0.00	0	0
	(e) Any Other (Specify)				0	0	0	0	0.00	0	0
	Sub Total (A)(2)				0	0	0	0	0.00	0	0
	Total Shareholding of Promoter and Promoter Group (A)= (A)(1)+(A)(2)				35	1476185	0	1476185	43.77	1476185	0



Group

Voting Rights held in each class of securities		No. of Shares Underlying Outstanding convertible securities (including Warrants)	Shareholding, as a % assuming full conversion of convertible securities (as a percentage of diluted share capital) as a % of A+B+C2	Number of Locked in shares		Number of Shares pledged or otherwise encumbered		Number of equity shares held in dematerialized form	
No of Voting Rights	Total as a % of Total Voting rights			No. (a)	As a % of total Shares held (b)	No. (a)	As a % of total shares held (b)		
Total									
		(X)	(XI)= (VII)+(X)	(XII)		(XIII)		(XIV)	
	1476185	43.77	0	43.77	0	0.00	0	0.00	963385
	277000	8.21	0	8.21	0	0.00	0	0.00	172000
	109695	3.25	0	3.25	0	0.00	0	0.00	109695
	101010	2.99	0	2.99	0	0.00	0	0.00	101010
	90000	2.67	0	2.67	0	0.00	0	0.00	90000
	85680	2.54	0	2.54	0	0.00	0	0.00	85680
	69600	2.06	0	2.06	0	0.00	0	0.00	69600
	56850	1.65	0	1.69	0	0.00	0	0.00	56850
	52500	1.56	0	1.56	0	0.00	0	0.00	52500
	52200	1.55	0	1.55	0	0.00	0	0.00	34800
	45150	1.34	0	1.34	0	0.00	0	0.00	0
	45000	1.33	0	1.33	0	0.00	0	0.00	45000
	45000	1.33	0	1.33	0	0.00	0	0.00	0
	40275	1.19	0	1.19	0	0.00	0	0.00	0
	39600	1.17	0	1.17	0	0.00	0	0.00	0
	35000	1.04	0	1.04	0	0.00	0	0.00	0
	34500	1.02	0	1.02	0	0.00	0	0.00	0
	34500	1.02	0	1.02	0	0.00	0	0.00	0
	25875	0.77	0	0.77	0	0.00	0	0.00	0
	22500	0.67	0	0.67	0	0.00	0	0.00	22500
	22500	0.67	0	0.67	0	0.00	0	0.00	22500
	22500	0.67	0	0.67	0	0.00	0	0.00	22500
	22500	0.67	0	0.67	0	0.00	0	0.00	22500
	22500	0.67	0	0.67	0	0.00	0	0.00	0
	21000	0.62	0	0.62	0	0.00	0	0.00	0



17000	0.50	0	0.50	0	0.00	0	0.00	0
12000	0.36	0	0.36	0	0.00	0	0.00	0
11250	0.33	0	0.33	0	0.00	0	0.00	11250
11250	0.33	0	0.33	0	0.00	0	0.00	11250
11250	0.33	0	0.33	0	0.00	0	0.00	11250
7500	0.22	0	0.22	0	0.00	0	0.00	5000
7500	0.22	0	0.22	0	0.00	0	0.00	5000
7500	0.22	0	0.22	0	0.00	0	0.00	5000
7500	0.22	0	0.22	0	0.00	0	0.00	7500
7500	0.22	0	0.22	0	0.00	0	0.00	0
3000	0.09	0	0.09	0	0.00	0	0.00	0
0	0.00	0	0.00	0	0.00	0	0.00	0
0	0.00	0	0.00	0	0.00	0	0.00	0
0	0.00	0	0.00	0	0.00	0	0.00	0
1476185	43.77	0	43.77	0	0.00	0	0.00	963385
0	0.00	0	0.00	0	0.00	0	0.00	0
0	0.00	0	0.00	0	0.00	0	0.00	0
0	0.00	0	0.00	0	0.00	0	0.00	0
0	0.00	0	0.00	0	0.00	0	0.00	0
0	0.00	0	0.00	0	0.00	0	0.00	0
0	0.00	0	0.00	0	0.00	0	0.00	0
0	0.00	0	0.00	0	0.00	0	0.00	0
1476185	43.77	0	43.77	0	0.00	0	0.00	963385



Table III - Statement showing shareholding pattern of t

	Category & Name of the Shareholders	PAN	Nos. of share holder	No. of fully paid up equity shares held	Partly paid-up equity shares held	Nos. of shares underlying Depository Receipts	Total nos. shares held	Shareholding % calculated as per SCRR, 1957 As a % of (A+B+C2)	Number of Voting Rights held	
									No of Voting Rights	
									Class X	Class Y
	(I)	(II)	(III)	(IV)	(V)	(VI)	(VII)=(IV)+(V)+(VI)	(VIII)	(IX)	
1	<b>Institutions</b>									
(a)	Mutual Fund		0	0	0	0	0	0.0000	0	
(b)	Venture Capital Funds		0	0	0	0	0	0.0000	0	
(c)	Alternate Investment Funds		0	0	0	0	0	0.0000	0	
(d)	Foreign Venture Capital Investor		0	0	0	0	0	0.0000	0	
(e)	Foreign Portfolio Investors		0	0	0	0	0	0.0000	0	
(f)	Financial Institutions/Banks		0	0	0	0	0	0.0000	0	
(g)	Insurance Companies		0	0	0	0	0	0.0000	0	
(h)	Provident Fund/Pensions Funds		0	0	0	0	0	0.0000	0	
(i)	Any Other Specify		0	0	0	0	0	0.0000	0	
	Sub Total (B)(1)		0	0	0	0	0	0.0000	0	0
2	<b>Central Government/State Government/President of India</b>		0	0	0	0	0	0.0000	0	
	Sub Total (B)(2)		0	0	0	0	0	0.0000	0	0
3	<b>Non-Institutions</b>									
(a)	<b>1. Individual Shareholders holding Nominal Share Capital Up to 2 Lacs</b>		433	370475	0		370475	10.9836	370475	
	<b>2. Individual Shareholders holding Nominal Share Capital Above 2 Lacs</b>		23	1190289	0		1190289	35.2890	1190289	
	ADITYA SARAF	AWWPS1249K		90010	0		90010	2.6686	90010	
	ROHTASH KUMAR	ANDPK0291R		90000	0		90000	2.6683	90000	
	MEGHNA HASIJA	AESPH3043J		90000	0		90000	2.6683	90000	
	RAJIV HASIJA	AAWPH4341R		80000	0		80000	2.3718	80000	
	BASANTI DEVI NAHATA	ABRPN6486H		70000	0		70000	2.0753	70000	
	DAMAN ARORA	AMCPA9998D		60000	0		60000	1.7788	60000	
	RAVINDER KUMAR TANWAR	AIWPT2933P		60000	0		60000	1.7788	60000	
	SANJEEV CHOPRA KARTA OF			60000	0		60000	1.7788	60000	





	MRS SAROJ CHOPRA			60000	0		60000	1.7788	60000
	HARBIR KHATRI			60000	0		60000	1.7788	60000
	USHA RANI ARORA	AAEPA5414G		50000	0		50000	1.4824	50000
	RAJIV BOTHRA	ACKPB0905F		45000	0		45000	1.3341	45000
	RIPI ARORA	AAEPB2397R		45000	0		45000	1.3341	45000
	MEGHANA HASIJA			45000	0		45000	1.3341	45000
	RAJIV HASIJA			40000	0		40000	1.1859	40000
	SANGEETA ARORA	AAEPA5416E		39166	0		39166	1.1612	39166
	SARTHAK KHATTAR	BVQPK6732D		35000	0		35000	1.0377	35000
	SHANTI DEVI BARDIA	ADEPB5343A		34000	0		34000	1.0080	34000
(b)	NBFCs Registered with RBI		0	0	0		0	0.0000	0
(c)	Employee Trusts		0	0	0		0	0.0000	0
(e)	Any other (Specity)		0	0	0		0	0.0000	0
(e1)	Bodies Corporate		13	211691	0		211691	6.2761	211691
	MINIMUM SHARES AND SECURITIES PRIVATE LIMITED	AAGCM0970Q		68000	0		68000	2.0160	68000
	KHATUSHYAM SHARES AND SECURITIES PRIVATE LIMITED	AAECK1078K		60000	0		60000	1.7788	60000
(e2)	Non Resident Indians		0	0	0		0	0.0000	0
(e3)	Resident Indian Huf		25	124315	0		124315	3.6856	124315
(e4)	Trusts		2	20	0		20	0.0006	20
(e5)	Clearing Members/House		0	0	0		0	0.0000	0
(e6)	Foreign Companies		0	0	0		0	0.0000	0
(e7)	IEPF		0	0	0		0	0.0000	0
(e8)	Escrow Account		0	0	0		0	0.0000	0
(e9)	Firms		0	0	0		0	0.0000	0
(e10)	Others		0	0	0		0	0.0000	0
	Sub Total (B)(3)		496	1896790	0	0	1896790	56.2349	1896790
	Total Public Shareholding (B)= (B)(1)+(B)(2) + B (3)		496	1896790	0	0	1896790	56.2349	1896790



**he Public shareholder**

Id in each class of securities		No. of Shares Underlying Outstanding convertible securities (including Warrants)	Total shareholding, as a % assuming full conversion of convertible securities (as a percentage of diluted share capital)	Number of Locked in shares		Number of Shares pledged or otherwise encumbered		Number of equity shares held in dematerialized form
	Total as a % of Total Voting rights			No. (a)	As a % of total Shares held (b)	No. (Not applicable) (a)	As a % of total shares held (Not applicable) (b)	
Total								
x)		(X)	(XI)= (VII)+(X)	(XII)		(XIII)		(XIV)
0	0.0000	0	0.0000	0	0.0000	0	0.0000	0
0	0.0000	0	0.0000	0	0.0000	0	0.0000	0
0	0.0000	0	0.0000	0	0.0000	0	0.0000	0
0	0.0000	0	0.0000	0	0.0000	0	0.0000	0
0	0.0000	0	0.0000	0	0.0000	0	0.0000	0
0	0.0000	0	0.0000	0	0.0000	0	0.0000	0
0	0.0000	0	0.0000	0	0.0000	0	0.0000	0
0	0.0000	0	0.0000	0	0.0000	0	0.0000	0
0	0.0000	0	0.0000	0	0.0000	0	0.0000	0
0	0.0000	0	0.0000	0	0.0000	0	0.0000	0
0	0.0000	0	0.0000	0	0.0000	0	0.0000	0
0	0.0000	0	0.0000	0	0.0000	0	0.0000	0
0	0.0000	0	0.0000	0	0.0000	0	0.0000	0
0	0.0000	0	0.0000	0	0.0000	0	0.0000	0
0	0.0000	0	0.0000	0	0.0000	0	0.0000	0
0	0.0000	0	0.0000	0	0.0000	0	0.0000	0
370475	10.9836	0	10.9836	0	0.0000	0	0.0000	157025
1190289	35.2890	0	35.2890	0	0.0000	0	0.0000	925289
90010	2.6686	0	2.6686	0	0.0000	0	0.0000	90010
90000	2.6683	0	2.6683	0	0.0000	0	0.0000	90000
90000	2.6683	0	2.6683	0	0.0000	0	0.0000	90000
80000	2.3718	0	2.3718	0	0.0000	0	0.0000	80000
70000	2.0753	0	2.0753	0	0.0000	0	0.0000	70000
60000	1.7788	0	1.7788	0	0.0000	0	0.0000	60000
60000	1.7788	0	1.7788	0	0.0000	0	0.0000	60000
60000	1.7788	0	1.7788	0	0.0000	0	0.0000	0



60000	1.7788	0	1.7788	0	0.0000	0	0.0000	0
60000	1.7788	0	1.7788	0	0.0000	0	0.0000	0
50000	1.4824	0	1.4824	0	0.0000	0	0.0000	50000
45000	1.3341	0	1.3341	0	0.0000	0	0.0000	45000
45000	1.3341	0	1.3341	0	0.0000	0	0.0000	45000
45000	1.3341	0	1.3341	0	0.0000	0	0.0000	0
40000	1.1859	0	1.1859	0	0.0000	0	0.0000	0
39166	1.1612	0	1.1612	0	0.0000	0	0.0000	39166
35000	1.0377	0	1.0377	0	0.0000	0	0.0000	35000
34000	1.0080	0	1.0080	0	0.0000	0	0.0000	34000
0	0.0000	0	0.0000	0	0.0000	0	0.0000	0
0	0.0000	0	0.0000	0	0.0000	0	0.0000	0
0	0.0000	0	0.0000	0	0.0000	0	0.0000	0
211691	6.2761	0	6.2761	0	0.0000	0	0.0000	211691
68000	2.0160	0	2.0160	0	0.0000	0	0.0000	68000
60000	1.7788	0	1.7788	0	0.0000	0	0.0000	60000
0	0.0000	0	0.0000	0	0.0000	0	0.0000	0
124315	3.6856	0	3.6856	0	0.0000	0	0.0000	124315
20	0.0006	0	0.0006	0	0.0000	0	0.0000	20
0	0.0000	0	0.0000	0	0.0000	0	0.0000	0
0	0.0000	0	0.0000	0	0.0000	0	0.0000	0
0	0.0000	0	0.0000	0	0.0000	0	0.0000	0
0	0.0000	0	0.0000	0	0.0000	0	0.0000	0
0	0.0000	0	0.0000	0	0.0000	0	0.0000	0
0	0.0000	0	0.0000	0	0.0000	0	0.0000	0
1896790	56.2349	0	56.2349	0	0.0000	0	0.0000	1418340
1896790	56.2349	0	56.2349	0	0.0000	0	0.0000	1418340



Table IV - Statement showing shareholding pattern of the Non Promoter- Non Public shareholder

	Category & Name of the Shareholders	PAN	No. of shareholder	No. of fully paid up equity shares held	Partly paid-up equity shares held	Nos. of shares underlying Depository Receipts	Total no. shares held	Shareholding % calculate d as per SCRR, 1957 As a % of (A+B+C2)	Number of Voting Rights held in each class of securities				
									No of Voting Rights			Total as a % of Total Voting rights	
									Class X	Class Y	Total		
(I)	(II)	(III)	(IV)	(V)	(VI)	(VII)=(IV)+(V)+(VI)	(VIII)	(IX)					
C1	Custodian/DR Holder		0	0	0	0	0	0	0	0	0	0	0.00
C2	Employees Benefit Trust (Under SEBI (Share Based Employee Benefit Regulation 2014)		0	0	0	0	0	0	0	0	0	0	0.00
	Total Non Promoter Non Public Shareholding (C)= (C)(1)+(C)(2)		0	0	0	0	0	0	0	0	0	0	0.00



No. of Shares Underlying Outstanding convertible securities (including Warrants)	Total shareholding , as a % assuming full conversion of convertible securities (as a percentage of diluted share capital)	Number of Locked in shares		Number of Shares pledged or otherwise encumbered		Number of equity shares held in dematerialized form (Not Applicable)
		No.	As a % of total Shares held	No. (Not applicable)	As a % of total share s held (Not applicable)	
(X)	(XI)= (VII)+(X)	(XII)		(XIII)		(XIV)
0	0	0	0.00	0	0.00	0
0	0	0	0.00	0	0.00	0
0	0	0	0.00	0	0.00	0



(e1)	Bodies Corporate										
Sr.No	Pan Number	Name of Shareholders	FP -Shares	PP- Shares	Total Shares	%age	Nom.Value	Debentures	Code	Category	
1	AAGCM0970Q	MINIMUM SHARES AND SECURITIES PRIVATE LIMITED	68000	0	68000	2.0160	680000.00	0	B3E1	LTD - BODIES CORPORATE-DOMESTIC	
2	AAECK1078K	KHATUSHYAM SHARES AND SECURITIES PRIVATE LIMITED	60000	0	60000	1.7788	600000.00	0	B3E1	LTD - BODIES CORPORATE-DOMESTIC	
3	AAACU1214B	UTSAV SECURITIES PRIVATE LIMITED	32691	0	32691	0.9692	326910.00	0	B3E1	LTD - BODIES CORPORATE-DOMESTIC	
4	AAACH0604A	HILLRIDGE INVESTMENTS LIMITED	17620	0	17620	0.5224	176200.00	0	B3E1	LTD - BODIES CORPORATE-DOMESTIC	
5	AADCA5834G	AVAIL FINANCIAL SERVICES LIMITED	14763	0	14763	0.4377	147630.00	0	B3E1	LTD - BODIES CORPORATE-DOMESTIC	
6	AABCS6547E	SRI ENDRASH INVESTMENT AND FINANCE PVT LTD	14515	0	14515	0.4303	145150.00	0	B3E1	LTD - BODIES CORPORATE-DOMESTIC	
7	AABCK5190K	KARVY STOCK BROKING LIMITED	2600	0	2600	0.0771	26000.00	0	B3E1	LTD - BODIES CORPORATE-DOMESTIC	
8	AAACT0610Q	TRANSNATIONAL GROWTH FUND LIMITED	952	0	952	0.0282	9520.00	0	B3E1	LTD - BODIES CORPORATE-DOMESTIC	
9	AANCA5576H	ANEKVARNA TRADING PRIVATE LIMITED	500	0	500	0.0148	5000.00	0	B3E1	LTD - BODIES CORPORATE-DOMESTIC	
10	AAAF8207B	FASHIONS BRANDS (INDIA) PRIVATE LIMITED	20	0	20	0.0006	200.00	0	B3E1	LTD - BODIES CORPORATE-DOMESTIC	
11	AAKCA0496K	ATP PROJECTS PRIVATE LIMITED	10	0	10	0.0003	100.00	0	B3E1	LTD - BODIES CORPORATE-DOMESTIC	
12	AADCS5326D	SURABHI TOWER'S PVT.LTD.	10	0	10	0.0003	100.00	0	B3E1	LTD - BODIES CORPORATE-DOMESTIC	
13	AADCM7444E	MAG IMPEX PVT LTD	10	0	10	0.0003	100.00	0	B3E1	LTD - BODIES CORPORATE-DOMESTIC	
	Total				211691	6.2761	2116910	0			



(e3)	HUF										
Sr.No	Pan Number	Name of Shareholders	FP -Shares	PP- Shares	Total Shares	%age	Nom.Value	Debentures	Code	Category	
1	AAAHV3120Q	VINOD KUMAR	31000	0	31000	0.9191	310000.00	0	B3E3	HUF - RESIDENT HUF /APOS	
2	AAJHS1015C	SUBHASH KHATTAR (HUF)	28000	0	28000	0.8301	280000.00	0	B3E3	HUF - RESIDENT HUF /APOS	
3	AAKHA7723G	ANKUR GUPTA HUF	12500	0	12500	0.3706	125000.00	0	B3E3	HUF - HUF /APOS	
4	AAFHN6836G	NIJIN GUPTA HUF	11900	0	11900	0.3528	119000.00	0	B3E3	HUF - RESIDENT HUF /APOS	
5	AAHHP6005P	PRAKASH JAIN BARMECHA	11250	0	11250	0.3335	112500.00	0	B3E3	HUF - HUF /APOS	
6	AASHS3664Q	SHIV KUMAR HUF	7735	0	7735	0.2293	77350.00	0	B3E3	HUF - HUF /APOS	
7	AAQHS0079H	SACHIN GUPTA HUF	6000	0	6000	0.1779	60000.00	0	B3E3	HUF - HUF /APOS	
8	AALHP0444G	PANKAJ GUPTA HUF	5400	0	5400	0.1601	54000.00	0	B3E3	HUF - HUF /APOS	
9	AAKHA7721E	ANKIT GUPTA HUF	5295	0	5295	0.1570	52950.00	0	B3E3	HUF - RESIDENT HUF /APOS	
10	AABHN9656C	NAVEEN GOEL HUF	3750	0	3750	0.1112	37500.00	0	B3E3	HUF - HUF /APOS	
11	AAAHP2123D	PRADEEP KUMAR GUPTA HUF	1260	0	1260	0.0374	12600.00	0	B3E3	HUF - HUF /APOS	
12	AADHB8247F	BIMAL KUMAR JAIN	25	0	25	0.0007	250.00	0	B3E3	HUF - RESIDENT HUF /APOS	
13	AATHS5731H	SUBHASH L BAJAJ HUF	20	0	20	0.0006	200.00	0	B3E3	HUF - RESIDENT HUF /APOS	
14	AAFHS9469E	SITARAM SINGHANIA .	20	0	20	0.0006	200.00	0	B3E3	HUF - RESIDENT HUF /APOS	
15	AAFHS1611E	SHREE BHAGWAN MOR	20	0	20	0.0006	200.00	0	B3E3	HUF - HUF /APOS	
16	AAEHG3986R	GOVIND PATODIA HUF	20	0	20	0.0006	200.00	0	B3E3	HUF - RESIDENT HUF /APOS	
17	AADHV8937L	V P GUPTA HUF	20	0	20	0.0006	200.00	0	B3E3	HUF - RESIDENT HUF /APOS	
18	AADHA4162J	AGARWAL SHYAMSUNDAR SUBKARAN	20	0	20	0.0006	200.00	0	B3E3	HUF - RESIDENT HUF /APOS	
19	AACHH7581P	HARIPRASAD DWARKAPRASAD KARIWALA	20	0	20	0.0006	200.00	0	B3E3	HUF - RESIDENT HUF /APOS	
20	AAUHS2123N	SANDEEP SARAF (HUF) .	10	0	10	0.0003	100.00	0	B3E3	HUF - RESIDENT HUF /APOS	
21	AAKHP8879E	PURUSHOTTAM LAL SARAF (HUF) .	10	0	10	0.0003	100.00	0	B3E3	HUF - RESIDENT HUF /APOS	
22	AAKHA2655P	ADITYA SARAF HUF	10	0	10	0.0003	100.00	0	B3E3	HUF - RESIDENT HUF /APOS	
23	AAJHA6005J	ASHISH SARAF HUF	10	0	10	0.0003	100.00	0	B3E3	HUF - RESIDENT HUF /APOS	
24	AAEHD5637A	DILIP KUMAR NAHATA	10	0	10	0.0003	100.00	0	B3E3	HUF - HUF /APOS	
25	AACHH4087A	HANUMAN PRASAD SARAF HUF	10	0	10	0.0003	100.00	0	B3E3	HUF - RESIDENT HUF /APOS	
	Total				124315	3.6856	1243150	0			




(e4)	TRUST							
Sr.No	Pan Number	Name of Shareholders	FP -Shares	PP- Shares	Total Shares	%age	NomValue	Debentures
1	AACTP4393F	PIA NAHATA CHAKRAVARTY BENEFICIARY TRUST	10	0	10	0.0003	100	0
2	AABTV7738D	PINKY NAHATA	10	0	10	0.0003	100	0
	Total				20	0.0006	200	0





Code	Category
B3E4	TRU - TRUSTS
B3E4	PUB - RESIDENT INDIVIDUAL-NEGATIVE NOMINATIONS



Individual Shareholders Holding Nominal Share Captial Above Rs. 2 Lac										
Sr.No	Pan Number	Name of Shareholders	FP -Shares	PP- Shares	Total Shares	%age	Nom.Value	Debentures	Code	Category
1	AWWPS1249K	ADITYA SARAF	90010	0	90010	2.6686	900100	0	B3A	PUB - RESIDENT INDIAN
2	ANDPK0291R	ROHTASH KUMAR	90000	0	90000	2.6683	900000	0	B3A	PUB - RESIDENT INDIAN
3	AESPH3043J	MEGHNA HASIJA	90000	0	90000	2.6683	900000	0	B3A	PUB - RESIDENT ORDINARY
4	AAWPH4341R	RAJIV HASIJA	80000	0	80000	2.3718	800000	0	B3A	PUB - RESIDENT ORDINARY
5	ABRPN6486H	BASANTI DEVI NAHATA	70000	0	70000	2.0753	700000	0	B3A	PUB - RESIDENT INDIAN
6	AMCPA9998D	DAMAN ARORA	60000	0	60000	1.7788	600000	0	B3A	PUB - RESIDENT ORDINARY
7	AIWPT2933P	RAVINDER KUMAR TANWAR	60000	0	60000	1.7788	600000	0	B3A	PUB - RESIDENT INDIAN
8	Not Available	SANJEEV CHOPRA KARTA OF	60000	0	60000	1.7788	600000	0	B3A	PUB - RESIDENT INDIAN
9	Not Available	MRS SAROJ CHOPRA	60000	0	60000	1.7788	600000	0	B3A	PUB - RESIDENT INDIAN
10	Not Available	HARBIR KHATRI	60000	0	60000	1.7788	600000	0	B3A	PUB - RESIDENT INDIAN
11	AAEPA5414G	USHA RANI ARORA	50000	0	50000	1.4824	500000	0	B3A	PUB - RESIDENT ORDINARY
12	ACKPB0905F	RAJIV BOTHRA	45000	0	45000	1.3341	450000	0	B3A	PUB - RESIDENT ORDINARY
13	AAEPB2397R	RIPI ARORA	45000	0	45000	1.3341	450000	0	B3A	PUB - RESIDENT INDIVIDUAL-NEGATIVE NOMINATIONS
14	Not Available	MEGHANA HASIJA	45000	0	45000	1.3341	450000	0	B3A	PUB - RESIDENT INDIAN
15	Not Available	RAJIV HASIJA	40000	0	40000	1.1859	400000	0	B3A	PUB - RESIDENT INDIAN
16	AAEPA5416E	SANGEETA ARORA	39166	0	39166	1.1612	391660	0	B3A	PUB - RESIDENT ORDINARY
17	BVQPK6732D	SARTHAK KHATTAR	35000	0	35000	1.0377	350000	0	B3A	PUB - RESIDENT ORDINARY
18	ADEPB5343A	SHANTI DEVI BARDIA	34000	0	34000	1.0080	340000	0	B3A	PUB - RESIDENT INDIAN
19	AHLPK0342H	VEENA KHATTAR	32000	0	32000	0.9487	320000	0	B3A	PUB - RESIDENT ORDINARY
20	AEJPP0165J	YOGESH PATAWARI	30000	0	30000	0.8894	300000	0	B3A	PUB - RESIDENT INDIAN
21	AAIPK8492Q	NEERU KHATTAR	26960	0	26960	0.7993	269600	0	B3A	PUB - RESIDENT ORDINARY
22	AAGPK9610A	VINOD KHATTAR	25653	0	25653	0.7605	256530	0	B3A	PUB - RESIDENT ORDINARY
23	AFBPP3256P	NORAT MAL JAIN	22500	0	22500	0.6671	225000	0	B3A	PUB - RESIDENT INDIAN
	Total				1190289	35.289	11902890	0		



**TARINI ENTERPRISES LIMITED**

**DISTRIBUTION OF 3372975 EQUITY SHARE CAPITAL AS ON :31/12/2021**

**PAN CONSOLIDATION**

Share or Debenture holding Nominal (Rs.)	Number of Shareholders	% to Total Numbers	Share or Debenture holding Amount (Rs.)	% to Total Amount
1	2	3	4	5
Up To 5,000	405	76.27	66400.00	0.20
5001 To 10,000	4	0.75	27520.00	0.08
10001 To 20,000	9	1.69	113400.00	0.34
20001 To 30,000	6	1.13	170000.00	0.50
30001 To 40,000	1	0.19	37500.00	0.11
40001 To 50,000	3	0.56	142500.00	0.42
50001 To 1,00,000	26	4.90	1841400.00	5.46
1,00,000 and Above	77	14.50	31331030.00	92.89
<b>Total</b>	<b>531</b>	<b>100.00</b>	<b>33729750.00</b>	<b>100.00</b>

**PAN CONSOLIDATION**

No. of Shares or Debentures	Number of Shareholders	% to Total Numbers	Share or Debenture Held	% to Holding
1	2	3	4	5
Up To 500	405	76.27	6640.00	0.20
501 To 1000	4	0.75	2752.00	0.08
1001 To 2000	9	1.69	11340.00	0.34
2001 To 3000	6	1.13	17000.00	0.50
3001 To 4000	1	0.19	3750.00	0.11
4001 To 5000	3	0.56	14250.00	0.42
5001 To 10000	26	4.90	184140.00	5.46
10000 and Above	77	14.50	3133103.00	92.89
<b>Total</b>	<b>531</b>	<b>100.00</b>	<b>3372975.00</b>	<b>100.00</b>

**WITHOUT PAN CONSOLIDATION**

Share or Debenture holding Nominal (Rs.)	Number of Shareholders	% to Total Numbers	Share or Debenture holding Amount (Rs.)	% to Total Amount
1	2	3	4	5
Up To 5,000	412	74.91	66500.00	0.20
5001 To 10,000	4	0.73	27520.00	0.08
10001 To 20,000	9	1.64	113400.00	0.34
20001 To 30,000	10	1.82	267000.00	0.79
30001 To 40,000	5	0.91	187500.00	0.56
40001 To 50,000	6	1.09	292500.00	0.87
50001 To 1,00,000	29	5.27	2066400.00	6.13
1,00,000 and Above	75	13.64	30708930.00	91.04
<b>Total</b>	<b>550</b>	<b>100.00</b>	<b>33729750.00</b>	<b>100.00</b>

**WITHOUT PAN CONSOLIDATION (SHARES)**

No. of Shares or Debentures	Number of Shareholders	% to Total Numbers	Share or Debenture Holding	% to Total Shareholding
1	2	3	4	5
Up To 500	412	74.91	6650.00	0.20
501 To 1000	4	0.73	2752.00	0.08
1001 To 2000	9	1.64	11340.00	0.34
2001 To 3000	10	1.82	26700.00	0.79
3001 To 4000	5	0.91	18750.00	0.56
4001 To 5000	6	1.09	29250.00	0.87
5001 To 10000	29	5.27	206640.00	6.13
10000 and Above	75	13.64	3070893.00	91.04
<b>Total</b>	<b>550</b>	<b>100.00</b>	<b>3372975.00</b>	<b>100.00</b>



**Table V - Statement Showing Details of Significant beneficial Owners (SBOs)**

Sr .No.	Details of the SBO			Details of the Registered Owner			Details of Holding/ exercise of right of the SBO in the reporting company. Whether direct or Indirect			Date of creation / acquisition of significant beneficial interest
	(1)			(II)			(III)			(IV)
	Name	in case of a foreign national	Nationalit	Name	PAN/Passport No. in case of a foreign national	Nationality	Whether by Virtue of :			
							Shares		%	
							Voting Rights		%	
							Rights of distributable dividend or any other distribution		%	
							Exercise of control			
							Exercise of significant influence			

\* In case the nature of the holding/ exercise of the right of a SBO falls under multiple categories specified under (a) to (e) under Column III, multiple rows for the same SBO shall be inserted ....accordingly for each of the categories.

\* This column shall have the details as specified by the listed entity under Form No. BEN-2 as submitted to the Registrar.

